

# QUICKSILVER®

## WEEKEND



20  
21

## THE QUICKSILVER RANGE HAS ALWAYS PERFECTLY BLENDED FUN AND STYLE WITH PRACTICALITY AND SAFETY.

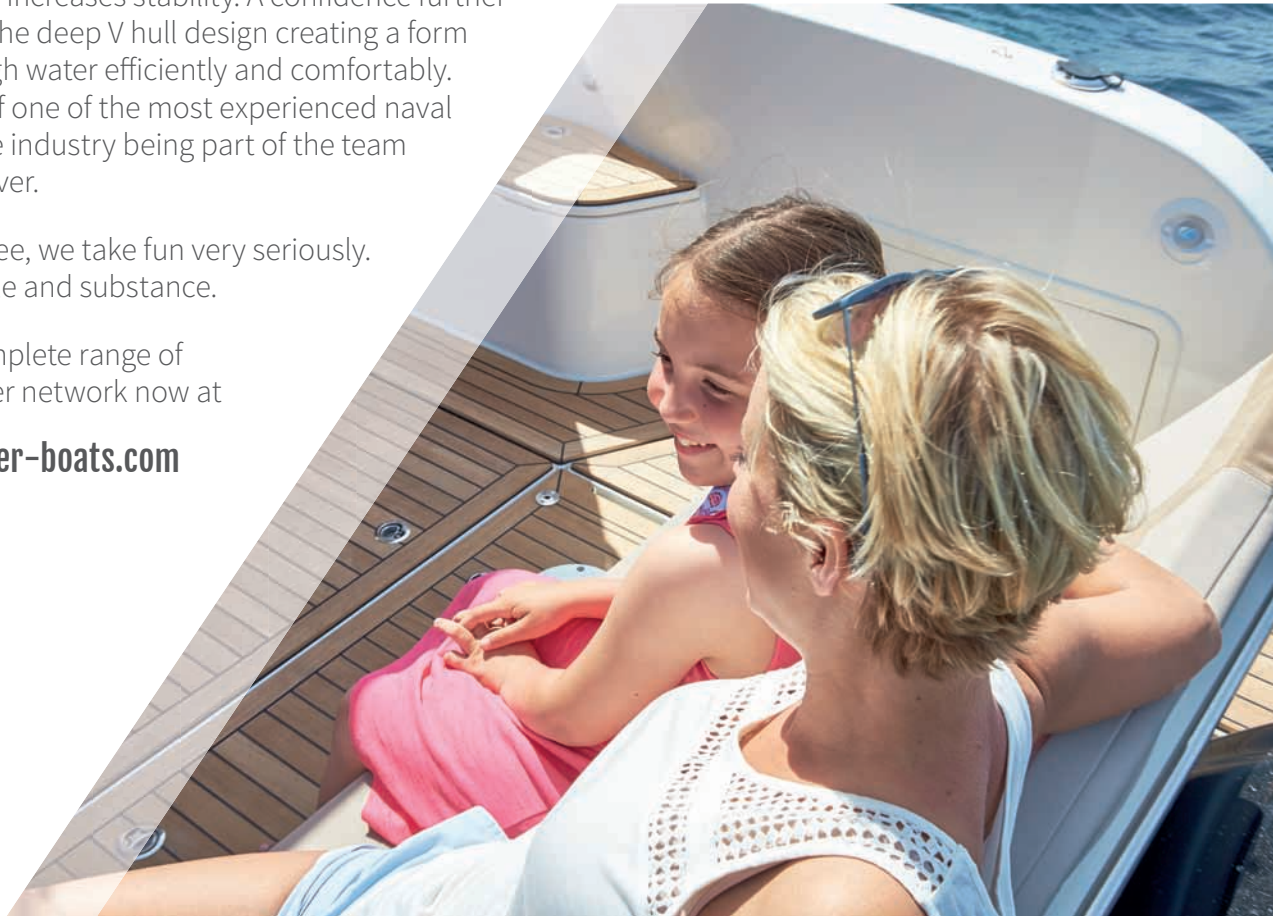
The evolving direction of the Quicksilver range now builds on this strength with collaborations between highly experienced designers, engineers and naval architects from the Brunswick Group, a leading force in the boating world. A strong partnership that has led to an even greater line-up of fun boats with true integrity and depth.

Quicksilver promises a world of style and innovative use of space made possible by the best in class length to beam ratio which also increases stability. A confidence further heightened by the deep V hull design creating a form that cuts through water efficiently and comfortably. A direct result of one of the most experienced naval architects in the industry being part of the team behind Quicksilver.

So as you can see, we take fun very seriously. Welcome to style and substance.

Explore our complete range of boats and dealer network now at

[www.quicksilver-boats.com](http://www.quicksilver-boats.com)





 Powered by  
**MERCURY**

## CONTENT

Introduction	4
The Smart Edition	5
905 WEEKEND	6
755 WEEKEND	12
NEW 675 WEEKEND	18
Specifications	24


*Life is now*

## WELCOME TO THE WEEKEND RANGE FROM QUICKSILVER.

The moment you look at an Quicksilver, you know that it's designed for pure fun.

It's about fluid yet solid forms with soft lines and sharp, cut-through shapes creating a dynamic, sporty tension that says it's playtime. Purposeful designs still true to the essence and character of the original sketches; that spontaneous spark of inspiration. Creativity founded on experience, considered development and insight gained through solid research into the needs and desires of boat users resulting in a range of boats that offers you true freedom with the reassurance of structural and engineering integrity. Everything underpinned by safety, comfort and versatility. So you can cruise, water ski, or just soak up the sun with complete peace of mind. And with ease.

This is Quicksilver.  
Built on understanding.  
Shaped by you.  
Created for escape.





## SMART EDITION THE BEST WAY TO GET THE OPTIONS YOU NEED

People are different.  
So why should every boat be the same?  
We have designed our boats for optimal use,  
but we know that everybody has their own preferences.  
That's why we are introducing the Smart Edition.

The Smart Edition gives you what you need:  
a variety of option sets that are most  
frequently requested by our customers.  
So you can be sure you get the options you want.

Best of all, the Smart Edition has short delivery times and is  
probably already available at your local dealer right now –  
you'll be on the water before you know it.

# 905 WEEKEND

## FUNCTIONAL ELEGANCE AT ITS BEST

The 905 Weekend is our largest, most elegant model yet, built on the cornerstones of safety, comfort, style and power. Suited for 10 persons you can take it out to the sea, explore your local rivers or head out to your favourite fishing lakes. With the choice of an inboard or single and twin outboard engine configuration, you will have the power you need.



	OB	IB
Length Overall (M)	8,91	9,02
Beam Maximum (M)	2,98	2,98
Height - Without Canvas (M)	3,45	3,45
Dry Weight (Kg)	2713	3153
Fuel Capacity (L)	400	400
CE Design Category	B	B
Maximum Number of People	10	10
Maximum Power (HP / KW)	450/ 331	350/261



## SAFETY

As a boat designed for inland and offshore fun, the 905 has a variety of features designed to keep you and your loved ones safe. Enjoy a 360° view from the cabin and a dual-engine option to gain full control over your surroundings. The extra side sliding door in the cabin, large access from cockpit to bow and walkthrough transom coupled with swim platforms with integrated swim ladder provide safe circulation around the entire boat and water access.

## COMFORT

Whether you're on the move or relaxing, the 905 Weekend is ready to go. The sliding cockpit bench seat can be converted to a large dining area or to a sun lounge. Can't get enough of the sun? There is a second sun lounge on foredeck. Optional air conditioning and heating is available to maintain the desired temperature. And the boat's large galley with stove and optional microwave and fridge will help you prepare the perfect dinner out on the water.

## DESIGN

We've designed the 905 Weekend with a combination of aesthetics, quality and class-leading space to provide lasting value and the look and feel of a much larger boat. The pull-out shower compartment and sea water toilet are tastefully arranged while skylights provide plenty of natural light in the private master stateroom and private aft stateroom.

## VERSATILITY

Every journey is different. That's why we've made sure that you can reconfigure your set-up to match any occasion. The convertible, four-position dinette uses opposing and fold-away seating that can be changed into a U-lounge for entertaining. It also quickly changes into forward facing seating, or becomes an extra third berth when you're done for the day.

## SMART EDITION

Be sure to get what you need: the Smart Edition is based on the options that are most frequently requested by our customers.





4-way convertible dinette



Dinghy Support



Galley with pressure water, LPG stove, refrigerator and microwave



4-way convertible dinette: third berth



6 & 10

Integrated helm with SmartCraft  
Sliding side entry door





12

Foredeck sun lounge



Swim ladder



7

Access walkway to foredeck



Cockpit shower



10

Integrated helm with SmartCraft instrumentation, mounting area for 9" GPS/Chart Plotter



VHF



Enclosed canvas



Versatile cockpit area suitable for cruising and convertible to dining area



Versatile cockpit convertible to sun lounge  
Single or twin engine configuration  
capability of max 450 hp



Sliding cabin entry door

Swim platforms



Cockpit sun lounge



Interior Floor Carpet



15 Convertible island berth and drawer storage



16 Enclosed toilet with pull out shower and vanity



16



17 Stateroom with door, seat, hanging locker & convertible twin berths with filler and storage

## MODEL FEATURES

1. Swim platforms
2. Sliding aft seat with inclinable backrest
3. Seat extension L-lounge
4. Transom door
5. Sliding cabin entry door
6. Sliding side entry door
7. Access walkway to foredeck
8. Galley with pressure water, LPG stove, refrigerator and microwave
9. 4-way convertible dinette
10. Integrated helm with SmartCraft instrumentation, mounting area for 9" GPS/Chart Plotter
11. Integrated skylights for both cabins
12. Foredeck sun lounge
13. Foredeck anchor locker with windlass
14. Versatile cockpit area suitable for cruising and convertible to dining area and sun lounge
15. Convertible island berth and drawer storage
16. Enclosed toilet with pull out shower and vanity
17. Stateroom with door, seat, hanging locker & convertible twin berths with filler and storage
18. Pilot seat with slide/swivel & flip-up bolster
19. Single or twin engine configuration capability of max 450 hp



# 755 WEEKEND

## EASY LIVING

The sporty, spacious and very individual 755 Weekend is a boat that's made for being on the water and makes every voyage an adventure. With room for nine people, the spacious dining area with galley makes those moments spent with family and friends, extra special. While the private forward berth, mid berth and enclosed toilet are just part of the on-board comfort that makes the overall experience a real pleasure. With the outboard engine configuration with maximum 300hp, you will have the power you need.



Length Overall (M)	7,40
Beam Maximum (M)	2,85
Height - Without Canvas (M)	2,94
Dry Weight (Kg)	2138
Fuel Capacity (L)	300
CE Design Category	C
Maximum Number of People	9
Maximum Power (HP / KW)	300 / 221



## SAFETY

Safety is naturally paramount on such a fine craft. Enjoy a 360° view from the cabin and the power of a Mercury engine that will keep you in full control over your surroundings. You'll find carefully positioned handrails and a large access path from cockpit to bow that provides safe circulation around the entire boat. High freeboard and a non-skid surface make it a secure on-board environment for passengers of all ages.

## COMFORT

Whether you're on the move or relaxing, the 755 Weekend is ready to go. The sliding cockpit bench seat with reclining backrest can be converted to a large dining area or to a sun lounge. Can't get enough of the sun? There is a second sun lounge on foredeck. Optional air conditioning and heating is available to maintain the desired temperature. And the boat's large galley with stove and fridge will help you prepare the perfect dinner out on the water.

## DESIGN

Styling, quality and class-leading space were key aspects when designing the 755 Weekend and will provide lasting value. The intelligent use of space gives you the impression you are on a much larger boat. The sea water toilet is tastefully arranged while hull side windows provide plenty of natural light in the private master stateroom and private aft stateroom.

## VERSATILITY

The highly flexible nature of the 755 Weekend makes life at sea a real breeze. The convertible dinette is great for socializing and dining. When you are done for the day it can be converted to an extra third berth. The aft bench in the cockpit area has a 3 position reclining backrest so everybody can relax in a perfect position. And on top of that, the cockpit can be converted to a dining area and sun lounge.

## SMART EDITION

Be sure to get what you need: the Smart Edition is based on the options that are most frequently requested by our customers.



14, 15 & 17



Roof hatch  
3-way convertible dinette (social area, dining, additional berth)  
Adjustable helm seat

15



3-way convertible dinette: additional berth

Sea toilet\*



19



18

Galley with pressure water with  
LPG stove and refrigerator\*



16

Dashboard with  
9" GPS/Chart Plotter

3-way convertible dinette (social area, dining, additional berth)



15

21



Mid cabin with berth

Sliding door




11



Cockpit shower

9



Storage for LPG tank

Deck hatch

Large front berth with large hull windows and privacy curtains



12 & 20

Storage below cockpit floor



6

Integrated swim ladder



2



7 Dining table



8 L-lounge extension



1 Swim platform



4 Sliding aft seat with inclinable backrest

Cockpit sun lounge



7

Standard cockpit seating



4



22



Forward sun lounge

10



Walkway to bow area



Retractable sun awning

3

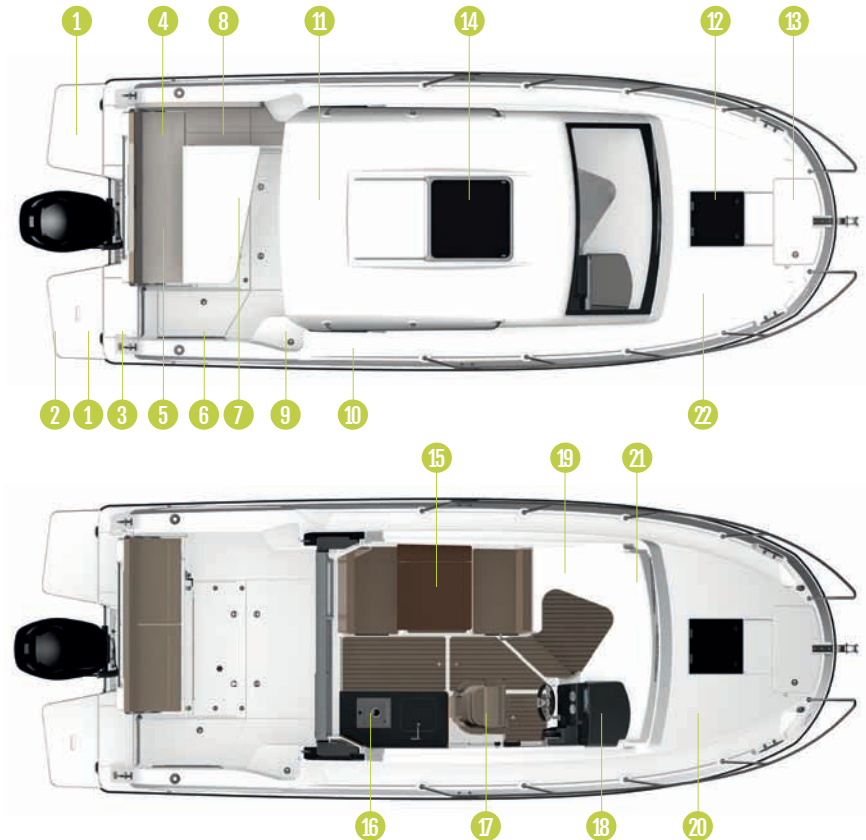


Transom door

## MODEL FEATURES

1. Swim platform
2. Integrated swim ladder
3. Transom door
4. Sliding aft seat with inclinable backrest
5. Storage below aft seat
6. Storage below cockpit floor
7. Dining table and sun lounge
8. L-lounge extension
9. Storage for LPG tank
10. Walkway to bow area
11. Sliding door
12. Deck hatch
13. Anchor locker with windlass
14. Roof hatch
15. 3-way convertible dinette (social area, dining, additional berth)
16. Galley with pressure water with LPG stove and refrigerator\*
17. Adjustable helm seat
18. Dashboard with 9" GPS/Chart Plotter
19. Enclosed sea toilet\*
20. Large front berth with large hull windows and privacy curtains
21. Mid cabin with berth
22. Forward sun lounge

\* New wooden interior color grey arpa as of MY21 not shown in brochure



# 675 WEEKEND

## COMPACT AND COMPLETE

The 675 Weekend is the most compact model in the Weekend range. It's the only one that you can still transport on a trailer. Also, its size makes it easier to find a mooring space in a marina. At the same time, it does fit 8 people and 2 can spend the night.



Length Overall (m)	6,94
Beam Maximum (M)	2,50
Height - Without Canvas (m)	2,79
Dry Weight (Kg)	1642
Fuel Capacity (L)	200
CE Design Category	C
Maximum Number of People	8
Maximum Power (HP/KW)	225 / 165



## SAFETY

Navigation is easy and secure thanks to the reliable Mercury engine, hydraulic steering with SmartCraft instrumentation, and compatibility with the latest navigation technologies. That way, handling the boat and keeping it balanced is a breeze, and all boat and engine performance data are always on display.

## COMFORT

The Quicksilver Weekend range equals comfort. Thanks to the fully equipped galley with sink, stove and refrigerator, you can have a lovely dinner with drinks in the indoors dinette or in the cockpit. In the lower deck section of the cabin, you'll find a spacious front berth for 2 and an enclosed sea toilet with sink. Also, the optional enclosure and sun awning have you prepared for any kind of weather.

## DESIGN

A lot of thought went into how to make the most of the available space. In the back, you just flip out the new sun lounge system without any extension pieces. Or you put the hinged back seat down, trading maximum cockpit space for room to tilt your engine out of the water.

## VERSATILITY

Inside, the dinette with table can be converted into a forward-facing seating area or even into an additional berth for one. If you prefer to eat outside, you simply add a table to the cockpit setup with its L-lounge seating. That seating also has an optional sun lounge extension, and the same goes for the bow area.

## STORAGE

Most storage space is located in the lower deck section, both below the seats of the dinette and below the double berth. That berth is also equipped with a recessed storage. If you want to keep your stuff closer at hand, there is also storage space available all around the pilot seat.

## SMART EDITION

Be sure to get what you need: the Smart Edition is based on the options that are most frequently requested by our customers.






20 Double co-pilot seat with bi-directional seat backrest



21 3-way convertible dinette: forward-facing



3-way convertible dinette: additional berth



16 Enclosed head with sea toilet and sink



4

Stylish windshield and ergonomic helm station  
With instrumentation and mounting  
space for a 9" GPS/Chart plotter



21

3-way convertible dinette: dining



21



1

Large foredeck sun lounge



Sliding cabin entry door

5



10

Optional refrigerator



Storage for LPG tank

Cabin with seating area that is convertible to a comfortable double berth



15

Cockpit hatch for storage and easy access to underdeck components



8

Cabin with seating area that is convertible to a double berth



15



Deck with opening foredeck hatch that can be converted to sun lounge



Walkway to bow area



Versatile cockpit area : cruising



Deep cockpit to ensure children's and adult's safety when moving around the boat

Large swim platforms and motor well step for easy access to both sides of transom



Versatile cockpit : sunbathing with easy deployable sun lounge

14



Single engine configuration up to max 225 hp

7



Fully equipped galley with sink, recessed storage and optional LPG stove and refrigerator

6



Versatile cockpit area : sun lounge with easy water access

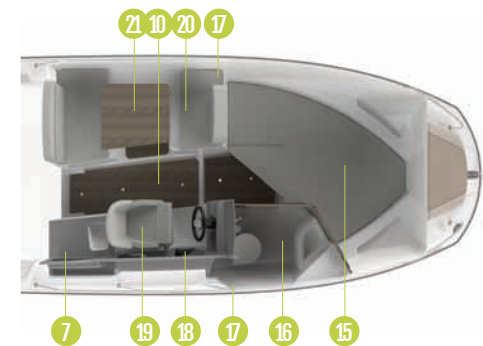

2



Anchor storage and step-out area via the bow

## MODEL FEATURES

1. Foredeck with opening hatch that can be converted to a large sun lounge
2. Anchor storage and step-out area via the bow
3. Walkway to bow area
4. Stylish windshield and ergonomic helm station with instrumentation and mounting space for a 9" GPS/Chart plotter.
5. Sliding cabin entry door
6. Versatile cockpit area suitable for 1. Cruising and dining, 2. Sunbathing with easy deployable sun lounge and water access
7. Fully equipped galley with sink, recessed storage and optional LPG stove and refrigerator
8. Cockpit hatch for storage and easy access to underdeck components
9. Deep cockpit to ensure children's and adult's safety when moving around the boat
10. Optional refrigerator
11. Plenty of convenient storage throughout the boat
12. Large swim platforms and motor well step for easy access to both sides of transom
13. Swim ladder
14. Single engine configuration up to max 225 hp
15. Cabin with seating area that is convertible to a comfortable double berth
16. Enclosed head with sea toilet and sink
17. Opening portlights
18. Integrated armrests and cup holder
19. Pilot bolster seat
20. Double co-pilot seat with bi-directional seat backrest
21. 3-way convertible dinette (dining, forward-facing, additional berth)



# SPECIFICATIONS & PACKS

## ENGINE SPECIFICATIONS

Choose among our vast range of robust and powerful Mercury, Mercury Mercruiser or Mercury Diesel engines, the most appreciated of all time. You'll have the very best and most up-to-the-minute engine power to take your boat out to enjoy the delights of the water. Moreover, you will benefit from a national and international network of dealers for service.

Additionally, a five-year warranty programme is applicable for all eligible Mercury outboard engines\*. The programme will be offered to owners of new Mercury outboard engines\*\*. The warranty applies to Mercury Verado® and FourStroke engines purchased in Europe, the Middle East, Africa and the CIS region.

The five years of comprehensive factory-backed coverage includes labour for failures caused by defects in material or workmanship. What's more, the new warranty is transferable if the engine is sold within the five-year period. The warranty applies to recreational use only.

\* Conditions and exclusions apply.

\*\* Provided that all extended warranty conditions are met.

MERCURY ENGINE OPTION	905 WEEKEND	755 WEEKEND	675 WEEKEND
Mercury F150			x
Mercury 175 V6		x	x
Mercury 200 V6		x	x
Mercury 225 V6		x	x
Mercury 250 V8 Verado	x	x	
Mercury 300 V8 Verado	x	x	
Mercury 350 L6 Verado	x		
Mercury 400 L6 Verado	x		
2x Mercury F150	x		
2x Mercury 175 V6	x		
2x Mercury 200 V6	x		
2x Mercury 225 V6	x		
Mercuriuser 6.2L 300 HP DTS Bravo Catalyst	x		
Mercuriuser 6.2L 300 HP DTS Bravo Catalyst Seacore 4"RSR	x		
Mercuriuser 6.2L 350 HP DTS Bravo Catalyst 4"RSR	x		
Mercury Diesel 3.0L-270 SD DTS Bravo	x		

## MODEL SPECIFICATIONS

MODEL SPECIFICATIONS	905 WEEKEND	755 WEEKEND	675 WEEKEND
Length Overall (M)	8,91/9,02 <sup>1</sup>	7,40	6,94
Length Overall Max with Options (m)	9,09/9,02 <sup>1</sup>	7,76	7,37
Length of Hull (M)	7,99	6,99	6,6
Beam Maximum (M)	2,98	2,85	2,5
Height - Without Canvas (M)	3,45	2,94	2,79
Dry Weight (Kg)	2713/3153 <sup>1</sup>	2138	1642
Draft Hull (M)	0,63/0,65 <sup>1</sup>	0,52	0,48
Fuel Capacity (L)	400	300	200
CE Design Category	B	C	C
Maximum Number of People	10	9	8
Maximum Power (HP)	450/350 <sup>1</sup>	300	225
Maximum Power (kW)	331/261 <sup>1</sup>	221	165
Water Capacity (L)	100	80	45
OB Shaft Length	XL/XXL	XL	XL
Maximum Load	1340/862 <sup>1</sup>	1235	890

## PACKS AND EDITIONS

PACKS AND EDITIONS	905 WEEKEND	755 WEEKEND	675 WEEKEND
<b>SMART EDITION</b>	X	X	X
Cockpit Comfort Pack	x	x	
Cabin Comfort Pack	x		
Cruise Pack	x		
Galley Pack		x	
Water Heating	x		
Forward sun lounge		x	
Cockpit sun lounge			x
Real teak cockpit table			x
Cabin Curtains		x	x
Bow Electrical Windlass		x	x
Roof Hatch		x	x
Refrigerator			x
Enclosed Sea Toilet		x	
Electric Trim Tabs		x	
Aft Seat with Folding Backrest		x	
Cockpit Flood Light		x	x
Shore Power		x	
Mooring Kit	x	x	x

## PACKS AND EDITIONS

	905 WEEKEND	755 WEEKEND	675 WEEKEND
<b>COCKPIT COMFORT PACK</b>	X	X	
Upgraded Cockpit Table	x	x	
Cockpit sun lounge	x	x	
Aft Seat Extension L-Lounge	x	x	
<b>CABIN COMFORT PACK</b>	X		
Refrigerator	x		
Shore Power	x		
Curtains	x		
<b>CRUISE PACK</b>	X		
Roof Hatch	x		
Cockpit Shower	x		
Cockpit Flood Light	x		
Forward sun lounge	x		
Bow Electrical Windlass	x		
<b>NAVIGATION PACK</b>	X		
Electric Trim Tabs	x		
Bow Thruster	x		
<b>ELECTRONIC PACK</b>	X	X	
Simrad GPS/Chart Plotter 9" NSS evo3 with HDI Transducer	x	x	
Stereo Fusion with 6 speakers	x	x	
VesselView link digital interface	x	x	
<b>ELECTRONIC PACK 7"</b>			X
Simrad GPS/Chart Plotter 7" NSS evo3 with HDI Transducer			x
Stereo Fusion with 4 speakers			x
VesselView link digital interface			x
<b>ELECTRONIC PACK UPGRADE 9"</b>			X
Simrad GPS/Chart Plotter 9" NSS evo3 with HDI Transducer			x
Stereo Fusion with 4 speakers			x
VesselView link digital interface			x
<b>GALLEY PACK</b>		X	
Refrigerator		x	
Stove LPG		x	

1 inboard version





# EQUIPMENT & OPTIONS

HULL & DECK	905 WEEKEND	755 WEEKEND	675 WEEKEND
Bow Roller	v	v	v
Swim Ladder	v	v	v
Navigation Lights	v	v	v
Forward line/anchor Locker	v	v	v
Self Bailing Cockpit	v	v	v
Rod holders	v	v	v
Hull side windows	v	v	
SwimPl atform	v	v	v
Swim Platform Extension	v	o	o
Dinghy Support	o <sup>1</sup>		
Flexiteek Flooring	o	o	o
Hull Color (dark grey)	o	o	o
LED Courtesy lights	v	v	v

HELM	905 WEEKEND	755 WEEKEND	675 WEEKEND
SmartCraft Speedometer/Tachometer	v	v	v
Adjustable Steering Position		v	
12v electrical socket	v	v	v

COCKPIT	905 WEEKEND	755 WEEKEND	675 WEEKEND
Cockpit sun lounge	Cockpit/ED	Cockpit/ED	o/ED
Aft Bench Seat	v	v	v
Storage below Aft Seat	v	v	v
Aft Seat Folding Backrest	v	o/ED	
Aft Seat Extension L-Lounge	Cockpit/ED	Cockpit/ED	v
Cockpit Cushions	v	v	v
Upgraded Cockpit Table	Cockpit/ED	o/Cockpit/ED	v
Cockpit Lighting	Cruise/ED	ED/o	ED
Real teak cockpit table			o/ED
Cockpit Shower	Cruise/ED	v	v
Transom Door	v	v	v

HEAD	905 WEEKEND	755 WEEKEND	675 WEEKEND
Sink with Tap	v		o
Shower	v		
Enclosed Sea toilet	v <sup>3</sup>	o/ED	o
Opening Portlight	v	v	o

CABIN	905 WEEKEND	755 WEEKEND	675 WEEKEND
Berths	6	4	3
Storage below Berth	v	v	v
Pilot Seats with Flip Bolster and Swivel	v	v	v
Dinette Seat Configuration	v	v	v
Berth Cushions/Filler	v	v	v
Sea Toilet		o	
Cabin Lights	v	v	
Opening Portlights	v	v	o
Cabin Table	v	v	
Curtains	Cabin/ED	o/ED	o/ED
Deck Hatch	v	v	v
Roof Hatch	Cruise/ED <sup>2</sup>	o/ED	o/ED
Hatch Screen Cover (Hatch Cover and Mosquito Net)	o	o	o
Interior Floor Carpet	o		

GALLEY	905 WEEKEND	755 WEEKEND	675 WEEKEND
Sink with Tap	v	v	v
Stove LPG	v	Gal/ED	o
Refrigerator	Cabin/ED	Gal/ED	ED
Microwave	o		

COVER & CANVAS	905 WEEKEND	755 WEEKEND	675 WEEKEND
Sun Awning	o	o	o
Bimini	o	o	o
Bimini with Enclosed Canvas	o	o	o

BOW	905 WEEKEND	755 WEEKEND	675 WEEKEND
Forward sun lounge	Cruise/ED	o/ED	o

PACKS	905 WEEKEND	755 WEEKEND	675 WEEKEND
SMART Edition	o	o	o
Cabin Comfort Pack	o/ED		
Galley Pack		o/ED	
Cockpit Comfort Pack	o/ED	o/ED	
Cruise Pack	o/ED		
Electronic Pack	o	o	Elec7/Elec9
Navigation Pack	o		

EQUIPMENT	905 WEEKEND	755 WEEKEND	675 WEEKEND
Shore Power	o/Cabin/ED	o/ED	o
Screen Inovtech 21'5" LED HD 1080 with DVD, USB, HDMI	o		
Stereo Fusion with 4 speakers			Elec7/Elec9
Stereo Fusion with 6 speakers	o/Elec	Elec	
DAB Stereo kit with Antenna	o	o	o
Simrad GPS/Chart Plotter 7" NSS evo3 with HDI Transducer			Elec7
Simrad GPS/Chart Plotter 9" NSS evo3 with HDI Transducer	Elec	Elec	Elec9
Simrad VHF RS20	o	o	o
VesselView link digital interface	Elec	Elec	Elec7/Elec9
VesselView Mobile	v	v	v
Active Trim	v <sup>4</sup>	v	0 <sup>4</sup>
City Water Inlet	v	v	
Grey Water System with Dock Discharge	o	o	o
Grey Water System with Manual Discharge	o	o	o
Mooring kit <sup>*</sup>	o/ED	o/ED	o/ED
Dual Battery System	v	v	v
CO Monitor	v	v	v
Smoke Detector	v	v	v
Water Heating	ED		
Bow Thruster	Nav	o	o
Diesel Heating	o	o	o
Air Conditioner/Heating with Shorepower		o	
Air Conditioning/ Heating with Shorepower & Diesel generator	o		
Air Conditioning/ Heating with Shorepower & Gas Generator	o		
Dual Air Conditioning/ Heating with Shorepower and Diesel generator	o		
Dual Air Conditioning/ Heating with Shorepower and Gas Generator	o		
Bow Electrical Windlass	o/Cruise/ED	o/ED	o/ED
Transom Electrical Windlass	o	o	
Fire extinguisher, portable	v	v	v
Hydraulic Steering	v	v	v
Electric Trim Tabs	Nav	o/ED	
Zipwake Dynamic Trim-Control 450S			o
Simrad HALO20 Radar	o	o	
Electric & Manual Bilge Pump	v	v	v
Spotlight	o		
Starboard Windscreen Wiper	v	v	v
Port Windscreen Wiper	v	o	
Windscreen Wash	v	o	v
OB Pre-Rigging	v	v	v

v = Standard / o = Optional / A = Accessory  
 ED = Part of Smart Edition / Cabin = Part of Cabin Comfort Pack  
 Cruise = Part of Cruise Pack / Cockpit = Part of Cockpit Comfort Pack  
 Elec = Part of Electronic Pack / Elec7 = Part of Electronic Pack 7"  
 Elec9 = Part of Electronic Pack upgrade 9"  
 Nav = Part of Navigation Pack / Gal = Part of Galley Pack

1. Outboard version only / 2. Roof hatch curtains included
3. With electric flushing system
4. Optional up to 150hp - Standard on V6/V8 engines 175hp and up

<sup>\*</sup> Models < 7 meter : 4 fenders (53x13 cm), 4 fender covers with Quicksilver logo, 4 fender ropes (1,5 m) and 4 ropes (7 m)  
 Models > 7 meter : 6 fenders (61x16 cm), 6 fender covers with Quicksilver logo, 6 fender ropes (2 m) and 4 ropes (9 m)

# Explore our dealer network at [www.quicksilver-boats.com](http://www.quicksilver-boats.com)



The quality system of Brunswick  
Marine in EMEA  
is ISO 9001 certified.

© 2021 Brunswick Marine in EMEA. All Rights Reserved.  
Brunswick Marine in EMEA continuously explores means to improve the products it designs, manufactures and distributes. Every effort is made to produce sales and service literature which is current. Changes to specifications of engines, boats and accessories are ongoing. This brochure should not be regarded as a precise guide to the latest specifications. This brochure is also not an offer for sales of any particular engine, boat or accessory. Distributors and dealers are not agents of Brunswick Marine in EMEA or one of its affiliates and they have no authority to bind Brunswick Marine in EMEA by any express undertaking or representation, including but not limited to representations of product, sales, applications or service nature. Not all products are available in all countries and some are available only in limited quantities. Some products shown in this catalogue are equipped with optional accessories. Please see your local dealer.